



---

## RED SHIELD INSURANCE COMPANY INTRODUCES Vision Camera App!

### Introduction

Welcome to the Vision Camera app! Truepic Vision is a digital inspection platform that provides a quick and convenient way to send verified, secure images directly to Red Shield Insurance Company. Vision Camera is a camera application available exclusively on iPhone and Android devices.

Please wait until you receive a **smartlink** via text message. Your inspection is "invite-only," which means that you cannot access your specific inspection unless you have the **smartlink** to direct you there. If you download the Vision Camera app on its own, it will not work for you.

The images on the next two pages provide step-by-step visuals of the **smartlink** messages you will receive, the App download screen and the basic Vision Camera process.



1

4:08  
Safari

(1/3) Jason, Red Shied Insurance Company is reaching out requesting an inspection for the floating home insured under FPP XXXXXX, The address we have on file is 123 Test Street, Portland, OR.

To begin, click of the following link to download the Vision Camera app. This app will walk you through the easy process.

(2/3) [visionbytrupic.com/hi6SnUutdHb](https://visionbytrupic.com/hi6SnUutdHb).

(3/3) Follow the onscreen instructions to answer questions and capture photos. Please note, this request will expire in 31 days.

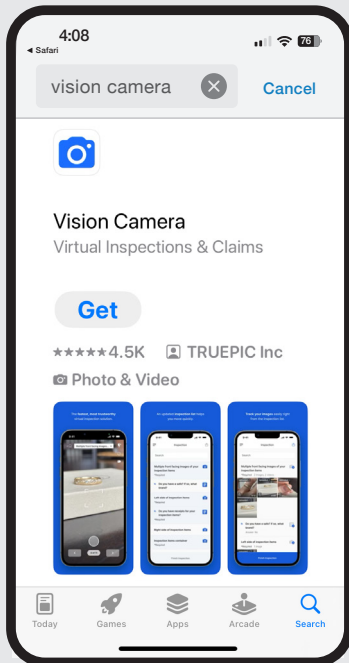
Thank you, and please contact your Insurance Agent with any questions. For technical support, please contact Truepic at [619-512-9759](tel:619-512-9759) or [support@truepic.com](mailto:support@truepic.com)

+ Text Message

**Wait for a text message** inviting you to download the Vision Camera app. **Tap the link.**

## Download app and basic *Vision Camera* steps

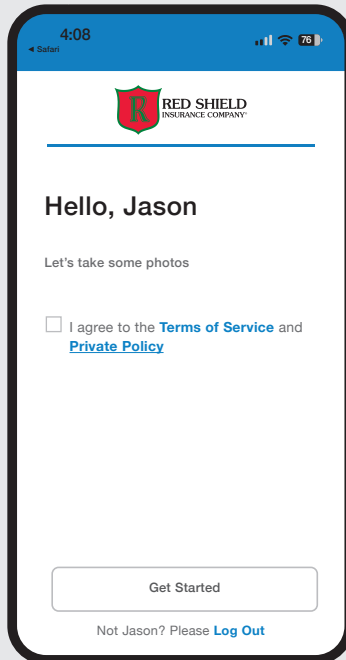
2



### Download App

Your *smartlink* directs you to download the Vision Camera Application.

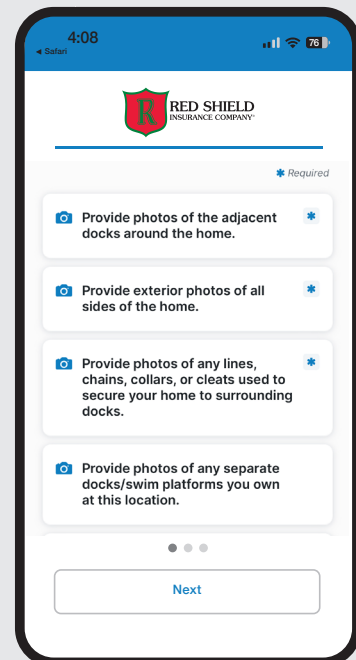
3



### Customer greeting

Once your name is verified, check the terms of agreement box. You can read the terms of agreement first by clicking on the text.

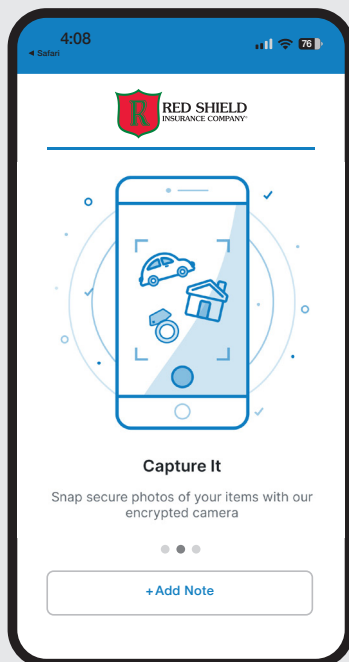
4



### Follow the prompts

Take photos and answer questions about your property. Questions with an asterisk are required to complete the inspection.

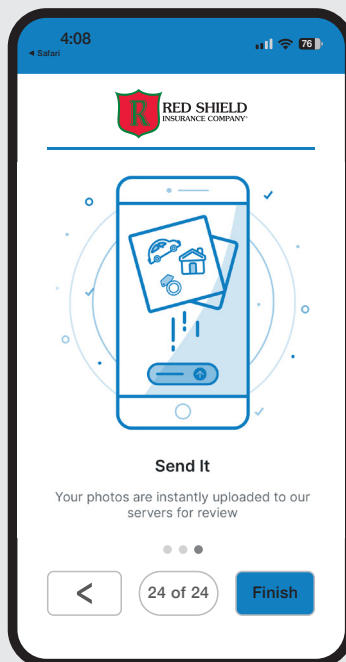
5



### Photos are secure

The camera application is Encrypted. **Add Note** to provide description of photos.

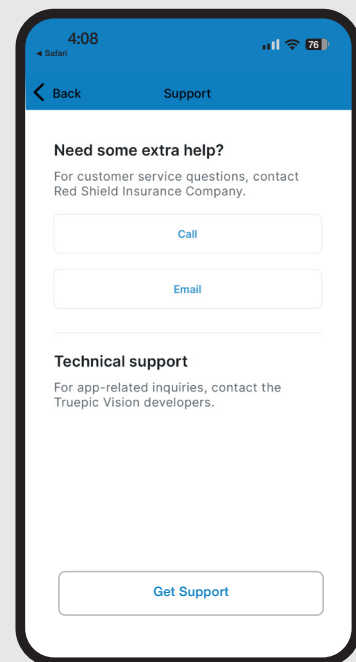
6



### Finish

Select **Finish** button once all required and applicable prompts are complete.

7



### Further assistance?

Call or email by clicking on the **Get Support** button.